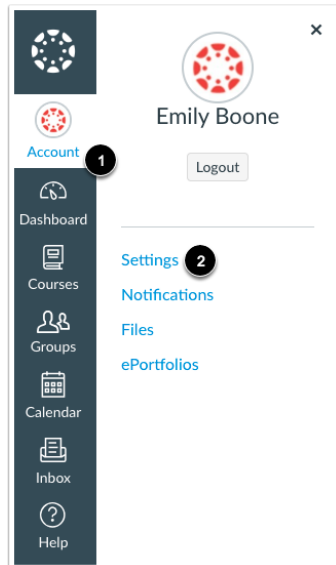


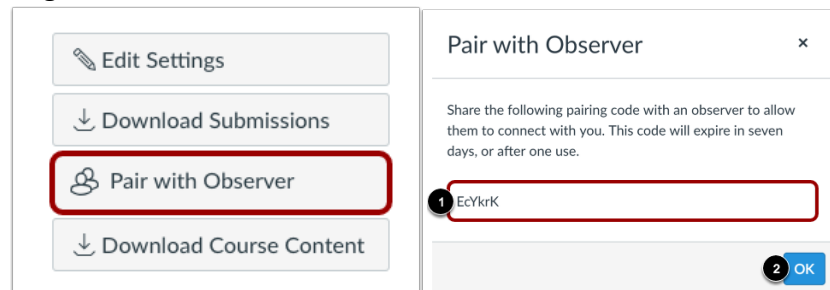
Obtaining a Pairing Code for Parent Registration to Canvas

Good for 7 days

You will need your student's pairing code when signing up (student gives this to you)



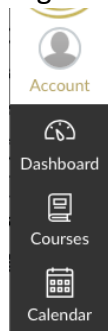
- Student logs into Canvas using web browser. (<https://svcs.instructure.com/login/canvas>)
- Click Account, Settings, "Pair with Observer"
- Retain Pairing Code, you will enter it when parent registers.
- Student will need to share the code with the observer/parent.
- The code will expire after seven days or its first use.
- If another parent/observer needs to register, repeat these steps to generate another code.



If you have more than one student, Parent will:

Register for Canvas account, pairing with first code

Login to Canvas <https://svcs.instructure.com/login/canvas>



Click Account, Settings, Observing

Observing

Student Pairing Code

+ Student

Students Being Observed

- [Redacted]
- [Redacted]



Add Additional Codes in the box
Click +Student
Student name will show in list of
"Students Being Observed"

If you are having difficulties getting the pairing code from your student, you can request from the SV Canvas Support (svcanvas@svcs.k12.in.us). Your Canvas email address must be the same email you used to register for Harmony Family Access in order for SV Canvas Support to send a pairing code, for security purposes.

